

# LFT

## Lavabo / Washbasin

simas<sup>®</sup>  
ACQUA SPACE



## LFT 34

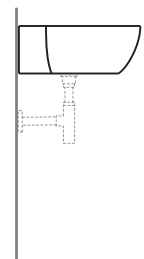
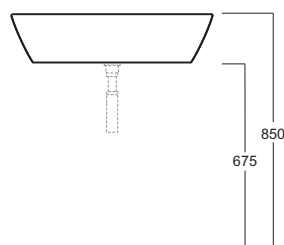
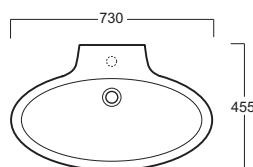
Lavabo ovale 73 da appoggio o sospeso  
predisposto monoforo

Oval counter top or wall hung washbasin 73  
pre-punched for single tap hole

Accessori di completamento  
Accessories available

- Portaschiugamani frontale LFT A5
- Anterior towel rail LFT A5
- Sifone lavabo da 1<sup>1/4</sup> SIF 270
- Trap for washbasin 1<sup>1/4</sup> SIF 270
- Piletta di scarico con chiusura a pressione "shut rapid" con troppo pieno PLSR 60
- Pop-up waste drainer with "shut rapid" push system with overflow PLSR 60
- Piletta di scarico diretto "free flow" con troppo pieno PLSF 60
- Fixed pop-up "free flow" waste drainer with overflow PLSF 60
- Scatola viti di fissaggio F82
- Set of fixing screw F82

Disegni Tecnici  
Technical Drawings



Dati per montaggi  
Installation Info

